

























Product portfolio
Chillers
and air side
equipment



Air cooled chillers and condensing units

	Refrigerant type *	Refrigerant circuits	Inverter	Free cooling	Compressor			Water heat exchanger		Efficiency version				Sound version				
					Swing	Scroll	Screw	Plate**	Single pass shell and tube	Standard	High	Premium	High ambient	Standard	Low	Reduced	Extra low	
Cooling only																		
EWAQ-BAVP NEW		R-410A	1	●		●			●	BPHE	●				●			
EWAQ~ACV3/ACW1		R-410A	1	●			●		●	BPHE	●				●			
EWAQ~BA*		R-410A	1	●			●		●	BPHE	●				●			
EWAQ~G-		R-410A	1				●		●	BPHE	●	●			●		●	
EWAQ~E-		R-410A	1				●		●			●			●	●	●	
EWAQ~F-		R-410A	2				●		●		●	●			●	●	●	
EWAD-TZ B NEW		R-134a	1-2	●				●	●	●	●	●	●		●	●	●	
EWAD~TZ		R-134a	1-2	●				●	●	●	●	●			●		●	
EWAD~E-		R-134a	1				●		●		●				●	●		
EWAD~D-		R-134a	2				●		●	●	●	●		●	●	●	●	●
EWAD~C-		R-134a	2-3				●		●	●	●	●	●		●	●	●	
EWAD~CZ		R-134a	2-3	●				●	●	●	●	●			●	●	●	
EWAD~CF		R-134a	2		●			●	●	●	●	●			●	●	●	
Heat pump																		
EWYQ-BAVP NEW		R-410A	1	●		●			●	BPHE	●				●			
EWYQ~ACV3/ACW1		R-410A	1	●			●		●	BPHE	●				●			
EWYQ~BA*		R-410A	1	●			●		●	BPHE	●				●			
SEHVX-AAW SERHQ-AAW1		R-410A	1	●			●		●	BPHE	●				●			
EWYQ~G-		R-410A	1				●		●	BPHE		●			●		●	
EWYQ~F-		R-410A	1-2				●		●			●			●	●	●	
EWYD~BZ		R-134a	2-3	●				●	●	●	●	●			●	●	●	
Condensing unit																		
ERAD~E-		R-134a	1				●		●		●				●	●		































Cooling capacity (kW)
Heating capacity (kW)

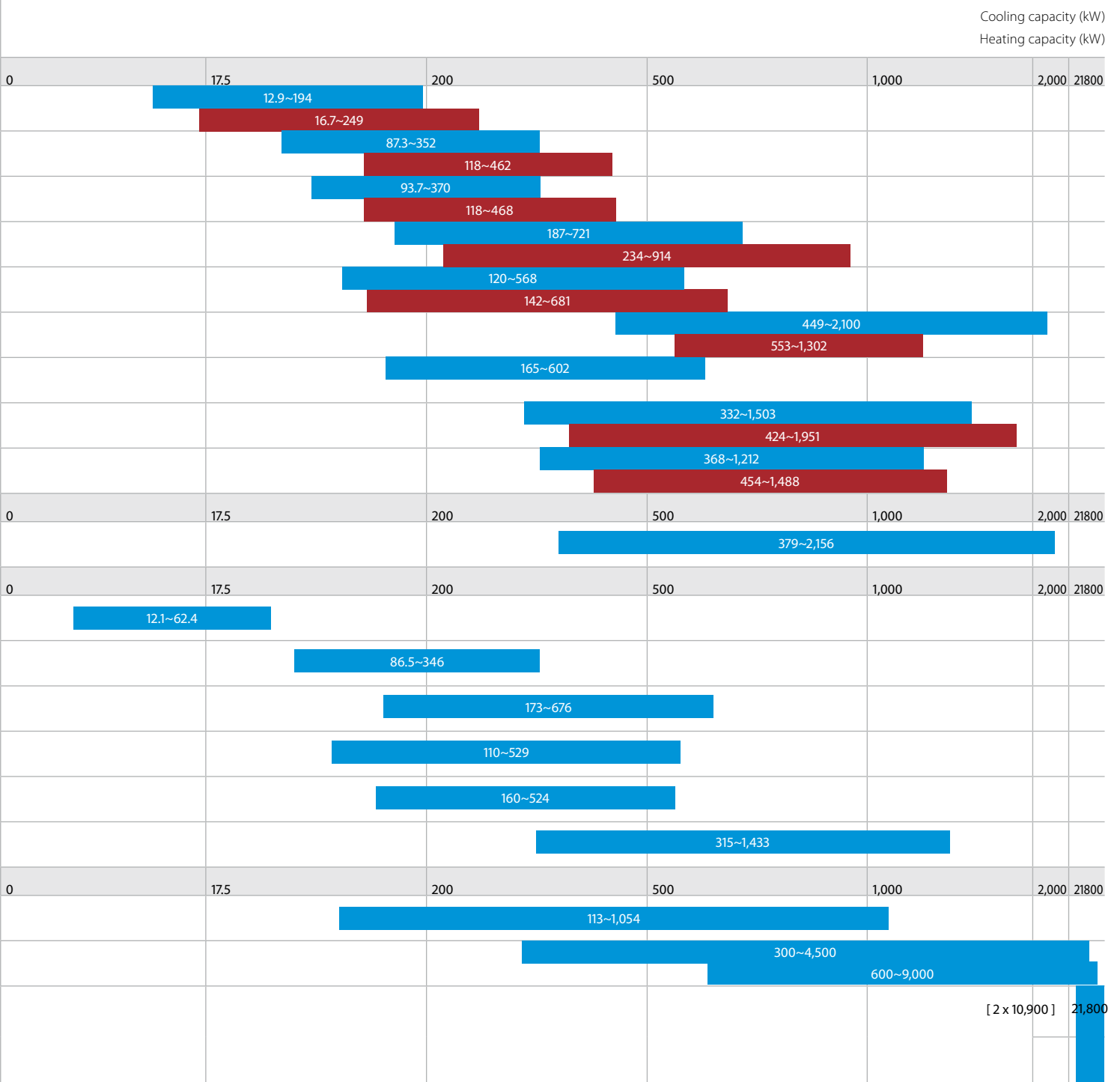


High efficiency and versatility

Daikin reimagines and delivers revolutionary air conditioning to the world. As the industry leader, we will continue creating new values by anticipating the future needs of customers for all environments. Daikin chillers and air side equipment provide the ultimate in reliability and flexibility. Our chillers, fan coil units and air handlers deliver superior efficiency across a wide range of applications.

Water cooled and condenserless chillers

	Refrigerant Type *	Refrigerant circuits	Inverter 	Compressor			Water heat exchanger			Efficiency version			Sound version
				Scroll 	Screw 	Centrifugal 	Plate ** 	Single pass shell and tube 	Shell and tube 	Standard 	High 	Premium 	Standard 
Water cooled chillers (Cooling only & Heating only)													
EWWP~KBW1N 	R-407C	1-2-4-6		●						●			●
EWHQ~G- 	R-410A	1		●			●						
EWQ~G- 	R-410A	1		●			●			●			●
EWQ~L- 	R-410A	2		●			●			●			●
EWWD~VZ NEW 	R-134a	1	●		●				●	Flooded	●	●	●
EWWD~J- 	R-134a	1-2			●		●			●			●
EWWD~G- 	R-134a	1-2			●			●		●	●		●
EWWD~I- 	R-134a	1-2-3			●			●		●	●		●
EWWD~H- 	R-134a	1			●				●	Flooded	●		●
Water cooled chillers (Cooling only)													
EWQ~B- 	R-410A	1-2			●			●		●	●		●
Condenserless chillers													
EWLP~KBW1N 	R-407C	1-2		●			●		BPHE		●		●
EWLQ~G- 	R-410A	1		●			●				●		●
EWLQ~L- 	R-410A	2		●			●				●		●
EWLD~J- 	R-134a	1-2			●		●			●			●
EWLD~G- 	R-134a	1-2			●			●		●			●
EWLD~I- 	R-134a	1-2-3			●			●		●			●
Water cooled centrifugal chillers													
EWWD~FZ 	R-134a	1	●			●		●	Flooded		●		●
DWSC DWDC 	R-134a	1	optional			●			●	Flooded		●	●
6,000 RT CENTRIFUGAL 	R-134a	2 per chiller				●			●	Flooded		●	●



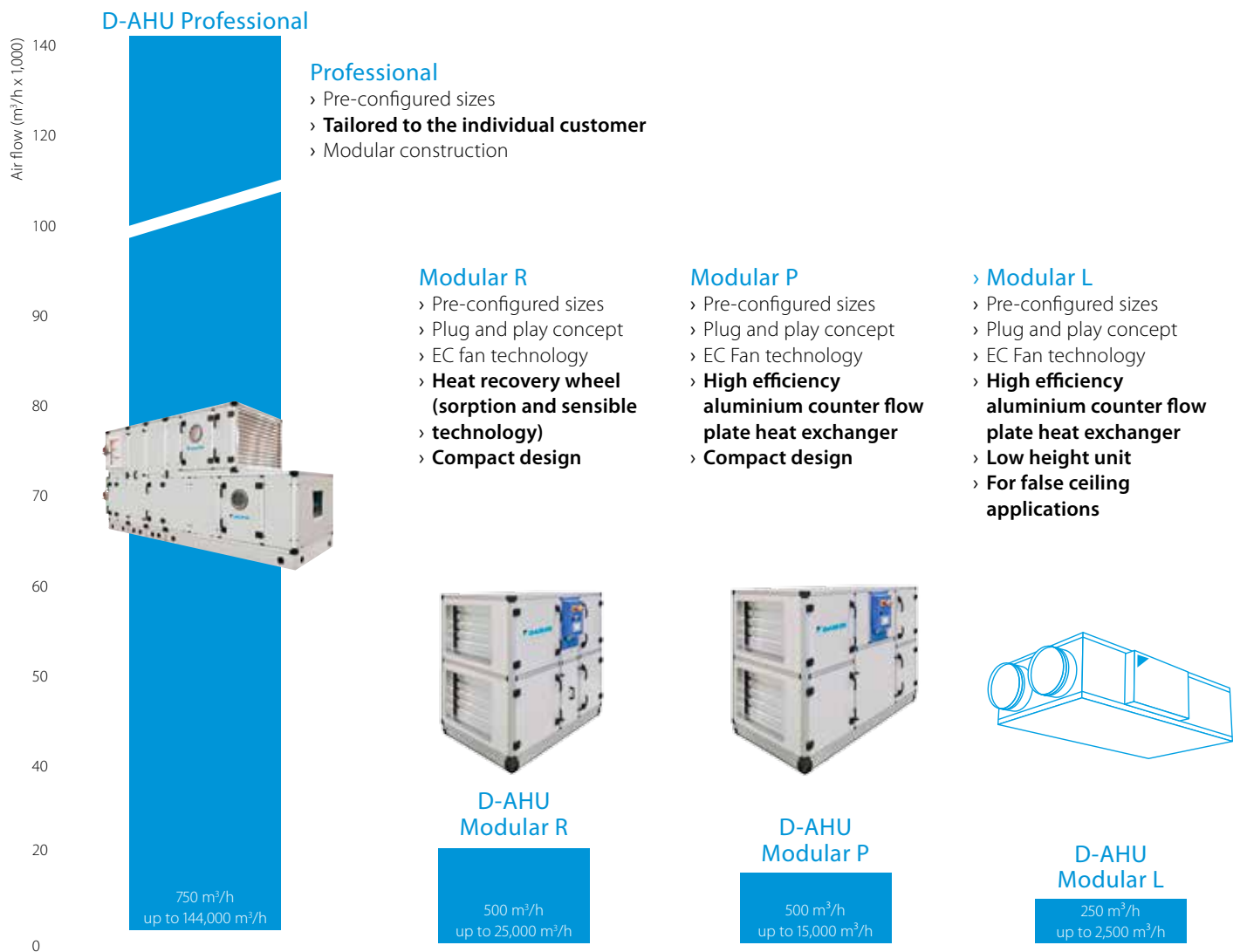
Fan coil units

Type	Model	Product name	Fan motor type	Capacity
Ceiling mounted cassette	4-way blow ceiling mounted cassette - 900 x 900 cassette - High efficiency, continuous air flow regulation and fan speed modulation - Reduced sound emissions - Easy installation and maintenance	FWG-AT/AF	 BLDC	Cooling: 2.0~ 11.75 kW Heating: 3.3~ 15.65 kW
	Round flow cassette - 900 x 900 cassette - 360° air discharge ensures uniform air flow - Integrated fresh air intake - Easy installation in corners - Standard drain pump with 850 mm lift	 FWC-BT/BF	 BLDC	Cooling: 4.0 - 8.7 kW Heating: 5.5 -12.1 kW
	4-way blow ceiling mounted cassette - 600 x 600 cassette - Integrated fresh air intake - Horizontal auto swing - Easy installation in corners - Standard drain pump with 750 mm lift	FWF-BT/BF	 AC	Cooling: 1.4 - 5.2 kW Heating: 2.3 - 6.7 kW
	4-way blow ceiling mounted cassette - 600 x 600 cassette - Easy installation and maintenance - High power air flow - Standard drain pump with 700 mm lift	FWF-CT	 AC	Cooling: 1.91 - 4.54 kW Heating: 2.64 - 5.28 kW
Floor standing unit	Floor standing unit - For vertical mounting - Continuous air flow regulation and fan speed modulation - Up to 70% energy savings - Low sound levels	FWZ-AT/AF	 BLDC	Cooling: 2.64 - 10.08 kW Heating: 2.46 - 11.18 kW
	Floor standing unit - For horizontal or vertical concealed mounting - Insulated valve packages, no extra drain pan required - Fast-on connections for electrical options: no tools needed - Easy maintenance	FWV-DAT/DAF	 AC	Cooling: 1.46 - 8.02 kW Heating: 1.90 - 10.03 kW
Flexi type unit	Flexi type unit - For horizontal or vertical mounting - Continuous air flow regulation and fan speed modulation - Up to 70% energy savings - Low sound levels	FWR-AT/AF	 BLDC	Cooling: 2.64 - 10.08 kW Heating: 2.46 - 11.18 kW
	Flexi type unit - For horizontal or vertical concealed mounting - Insulated valve packages, no extra drain pan required - Fast-on connections for electrical options: no tools needed - Easy maintenance	FWL-DAT/DAF	 AC	Cooling: 1.46 - 8.02 kW Heating: 1.90 - 10.03 kW
	Concealed flexi type unit - For horizontal or vertical concealed mounting - Continuous air flow regulation and fan speed modulation - Up to 70% energy savings - Low sound levels	FWS-AT/AF	 BLDC	Cooling: 2.64 - 10.08 kW Heating: 2.46 - 11.18 kW
	Concealed flexi type unit - For horizontal or vertical concealed mounting - Insulated valve packages, no extra drain pan required - Fast-on connections for electrical options: no tools needed - Easy maintenance	FWM-DAT/DAF	 AC	Cooling: 1.46 - 8.02 kW Heating: 1.90 - 10.03 kW
Wall mounted unit	Wall mounted unit - High aesthetic cabinet design - Optimum air distribution - Easy installation - 3-speed fan motor	FWT-CT	 AC	Cooling: 2.43 - 5.28 kW Heating: 3.22 - 7.33 kW
Concealed ceiling unit	Concealed ceiling unit with low ESP - For horizontal concealed mounting - Available static pressure up to 50 Pa - Easy installation and maintenance - 4-speed fan motor - High power air flow	FWE-CT/CF	 AC	Cooling: 2.10 - 9.96 kW Heating: 2.3 - 13.00 kW
	Concealed ceiling unit with medium ESP - For horizontal concealed mounting - Instant adjustment to temperature and relative humidity changes - Available static pressure up to 80 Pa - Low sound levels	FWP-AT	 BLDC	Cooling: 2.61 - 6.47 kW Heating: 5.47 - 12.28 kW
	Concealed ceiling unit with medium ESP - For horizontal concealed mounting - Available static pressure up to 80 Pa - 7-speed electrical motors (thermal protection on windings) - Easy maintenance	FWB-BT	 AC	Cooling: 2.61 - 10.34 kW Heating: 5.47 - 18.78 kW
	Concealed ceiling unit with high ESP - For horizontal or vertical concealed mounting - Available static pressure up to 120 Pa - Easy maintenance	FWD-AT/AF	 AC	Cooling: 3.90 - 18.30 kW Heating: 4.05 - 21.92 kW
	Concealed ceiling unit with high ESP - For horizontal or vertical concealed mounting - Available static pressure up to 120 Pa - Easy maintenance	FWN-AT/AF	 BLDC	Cooling: 2.86 - 8.75 kW Heating: 3.63 - 18.10 kW


	1	2	3	4	5	6	7	8	9	10	11	12	~	18
					•			•			•			
						•	•	•	•					
		•	•	•	•									
		•	•	•										
		•	•			•		•						
	•	•	•	•			•		•			•		
		•	•			•		•						
	•	•	•	•		•		•		•				
		•	•			•		•						
	•	•	•	•		•		•		•				
		•	•	•	•	•								
		•	•	•		•	•	•						
		•	•	•	•	•	•	•	•	•				
				•		•		•		•		•		•
				•	•	•	•	•		•				



Air handling units



Daikin Europe N.V. Naamloze Vennootschap Zandvoordestraat 300 · 8400 Oostende · Belgium · www.daikin.eu · BE 0412 120 336 · RPR Oostende (Responsible Editor)



Daikin Europe N.V. participates in the Eurovent Certification programme for Liquid Chilling Packages (LCP), Air handling units (AHU), Fan coil units (FCU) and variable refrigerant flow systems (VRF) Check ongoing validity of certificate online: www.eurovent-certification.com or using: www.certiflash.com

ECPEN17-401B



The present publication is drawn up by way of information only and does not constitute an offer binding upon Daikin Europe N.V. Daikin Europe N.V. has compiled the content of this publication to the best of its knowledge. No express or implied warranty is given for the completeness, accuracy, reliability or fitness for particular purpose of its content and the products and services presented therein. Specifications are subject to change without prior notice. Daikin Europe N.V. explicitly rejects any liability for any direct or indirect damage, in the broadest sense, arising from or related to the use and/or interpretation of this publication. All content is copyrighted by Daikin Europe N.V.

The present publication supersedes ECPEN17-401A. Printed on non-chlorinated paper.